

WELCOME TO NAAC PEER TEAM

➤ **Department of SOCIOLOGY**

➤ **Established: 1983**

H.O.D.

Dr. J.K. XALXO
Assistant Professor

PRINCIPAL

Dr.(Smt.) SHRADHA CHANDRAKAR

DEPARTMENT OF SOCIOLOGY

FACULTY ESTABLISHED - 1983-84

UNDER GRADUATE PROGRAMME (B.A.) - 1983-84

POST GRADUATE PROGRAMME (M.A.) - 2003-04

SANCTIONED SEAT



B.A.- 400

M.A. - 50

Department Status

POST	SANCTION	FILLED	VACANT	REMARK
Professor	01	-	01	Filled as Guest Lecture
Assistant Professor	01	01	-	

Our Faculty

S.No		Professor name	Education qualification	Experience
1		DR.JYOTIS KUMAR XALXO	M.A., Ph.D	28 years
2		DR.SHAHNAZ BEHGAM	M.A., M.Phil, Ph.D	04 years

About the Department

- The department of sociology established at UG level at 1983 was recognized by RSU Raipur now its affiliated to HYU Durg and PG Course started in 2003-04. We organized Seminar, Educational tour and workshop in our department and our students also participate in extra curriculum activities like NSS, Red cross and Sports etc.

GOVT. GHANSHYAM SINGH GUPT PG COLLEGE, BALOD

DEPARTMENT OF SOCIOLOGY

VISION:

To inculcate theoretical and empirical understanding of the subject to the students. It seeks to respond to the changing social realities and impart knowledge to create a people centered, ecologically sustainable and just society which protect quality social justice and human rights to all.

MISSION:

The Department seeks to promote Socio-eco-friendly atmosphere through value oriented mind set and reflective practice in concrete field situation.

GOALS:

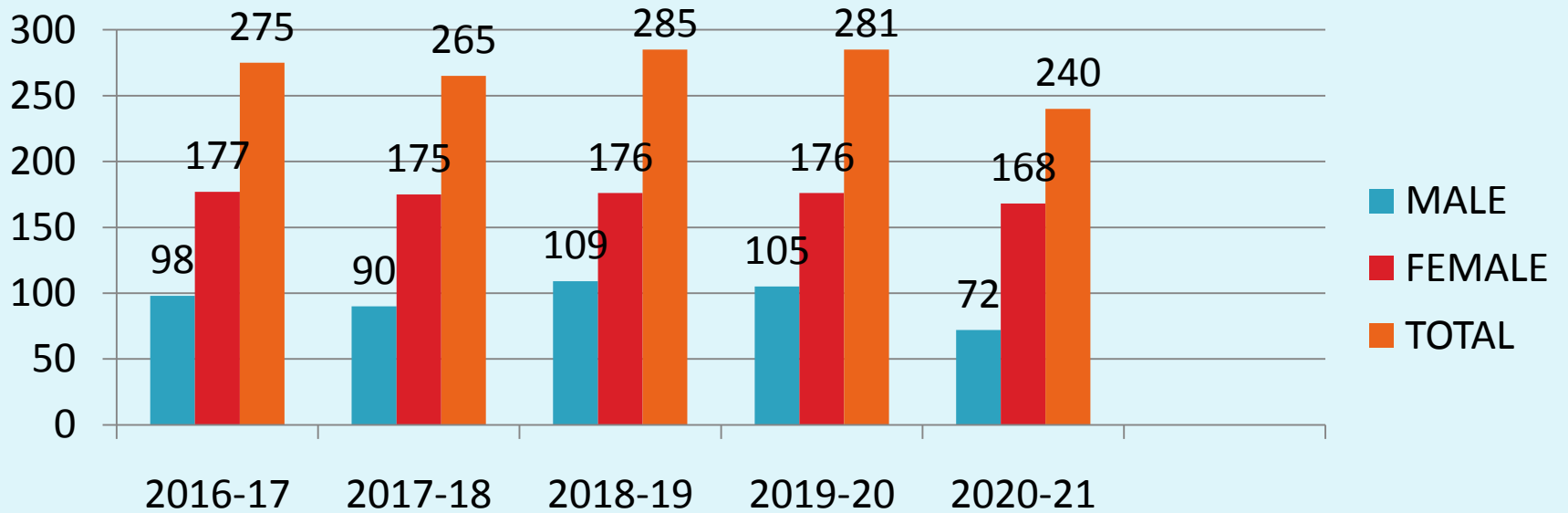
- To consolidate, strengthen and update the existing programmes.
- Adopt latest educational technology such as use of computer, internet etc.
- To improve soft skills to bring about balanced personality development of the learners

OBJECTIVES:

To impart quality and need based education our objective is to sensitize the students to their changing roles in society through awareness raising activities.

B.A. PART - I

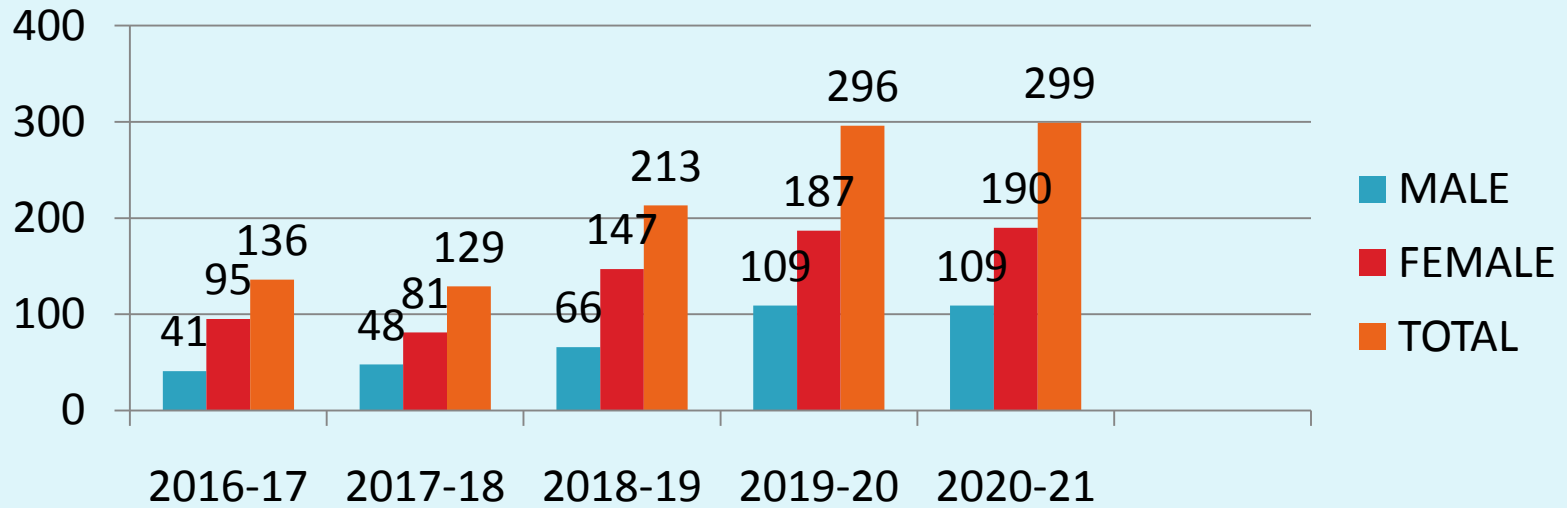
YEAR WISE ADMISSION GENDER ANALYSIS



YEAR	ADMISSION		TOTAL
	MALE	FEMALE	
2016-17	98	177	275
2017-18	90	175	265
2018-19	109	176	285
2019-20	105	176	281
2020-21	72	168	240

B.A. PART - II

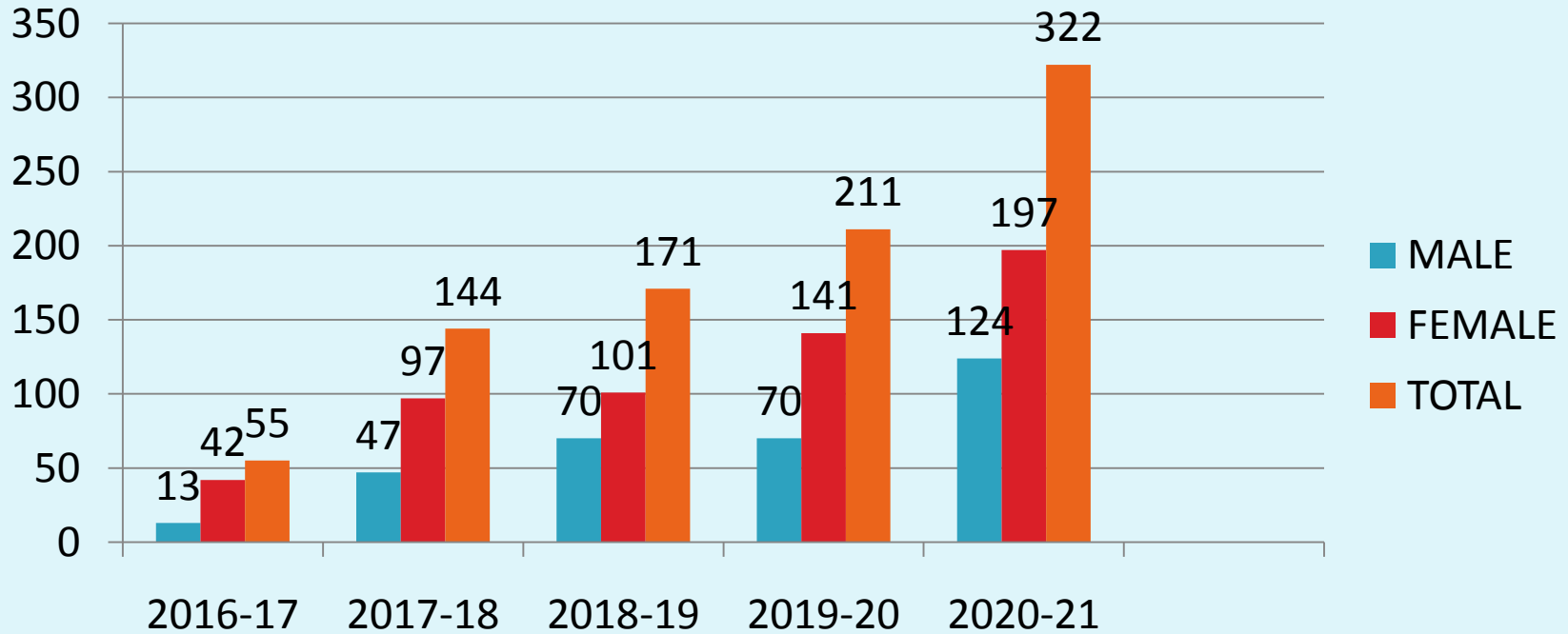
YEAR WISE ADMISSION GENDER ANALYSIS



YEAR	ADMISSION		TOTAL
	MALE	FEMALE	
2016-17	41	95	136
2017-18	48	81	129
2018-19	66	147	213
2019-20	109	187	296
2020-21	109	190	299

B.A. PART - III

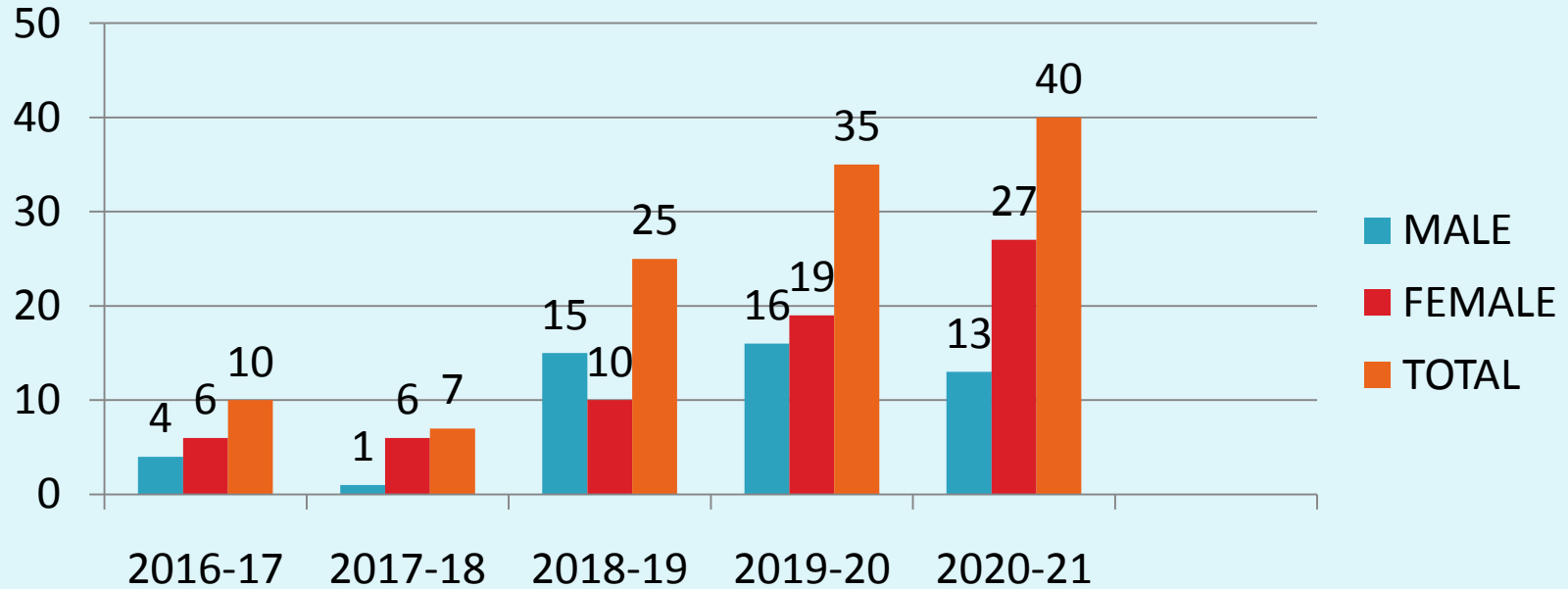
YEAR WISE ADMISSION GENDER ANALYSIS



YEAR	MALE	FEMALE	TOTAL
2016-17	13	42	55
2017-18	47	97	144
2018-19	70	101	171
2019-20	70	141	211
2020-21	124	197	321

M.A. SEM-I,II

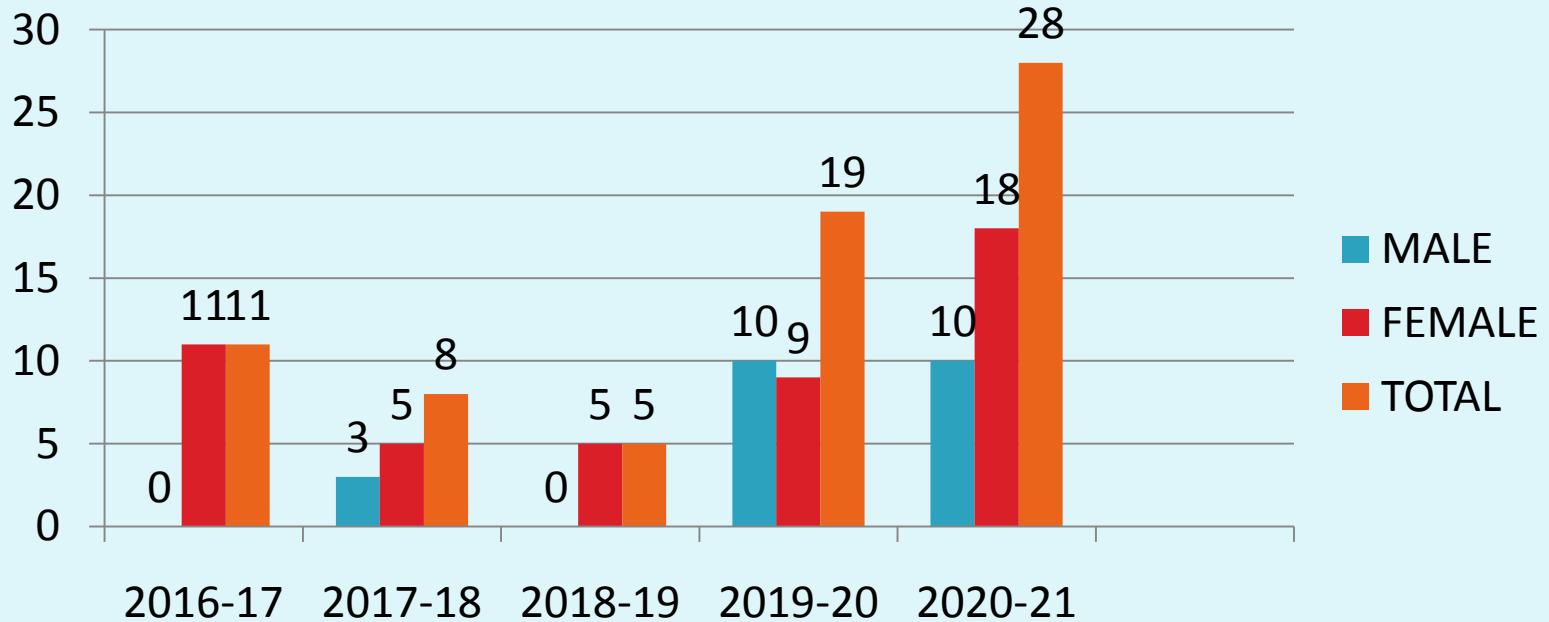
YEAR WISE ADMISSION GENDER ANALYSIS



YEAR	MALE	FEMALE	TOTAL
2016-17	4	6	10
2017-18	1	6	7
2018-19	15	10	25
2019-20	16	19	35
2020-21	13	27	40

M.A. SEM-III,IV

YEAR WISE ADMISSION GENDER ANALYSIS



YEAR	MALE	FEMALE	TOTAL
2016-17	0	11	11
2017-18	3	5	8
2018-19	0	5	5
2019-20	10	9	19
2020-21	10	18	28

B.A. I

Year Wise Result Analysis

Year	Appeared		TOTAL	RESULT						I DIVISION		TOTAL	PASSING PERCENTAGE
	M	F		PASS		TOTAL	FAIL		TOTAL	M	F		
				M	F		M	F					
2016-17	97	116	213	97	116	213	0	0	0	4	4	8	100
2017-18	89	176	265	89	176	265	0	0	0	0	2	2	100
2018-19	109	167	276	109	167	276	0	0	0	1	3	4	100
2019-20	105	176	281	105	176	281	0	0	0	78	121	199	100
2020-21	72	168	240	72	168	240	0	0	0	37	80	117	123

B.A. II

Year Wise Result Analysis

Year	Appeared		TOTAL	RESULT					I DIVISION		TOTAL	PASSING PERCENTAGE	
	M	F		PASS		TOTAL	FAIL		TOTAL	M			F
				M	F		M	F					
2016-17	41	93	134	41	93	134				0	5	5	100
2017-18	48	79	127	48	79	127				6	12	18	100
2018-19	66	147	213	66	147	213				2	5	7	100
2019-20	109	187	296	109	187	296				84	155	239	100
2020-21	109	190	299	109	190	299				40	55	95	100

B.A. III

Year Wise Result Analysis

Year	Appeared		TOTAL	RESULT						I DIVISION		TOTAL	PASSING PERCENTAGE
	M	F		PASS		TOTAL	FAIL		TOTAL	M	F		
				M	F		M	F					
2016-17	13	42	55	13	42	55	0	0	0	5	12	17	100
2017-18	47	97	144	47	97	144	0	0	0	20	18	38	100
2018-19	70	101	171	70	101	171	0	0	0	2	2	4	100
2019-20	70	141	211	70	141	211	0	0	0	72	147	219	100
2020-21	124	197	321	124	197	321	0	0	0	62	76	138	100

M.A. I,II Sem.

Year Wise Result Analysis

Year	Appeared		TOTAL	RESULT						I DIVISION		TOTAL	PASSING PERCENTAGE
	M	F		PASS		TOTAL	FAIL		TOTAL	M	F		
				M	F		M	F					
2016-17	3	5	8	3	5	8	0	0	0	0	3	3	100
2017-18	1	6	7	1	6	7	0	0	0	0	0	0	100
2018-19	14	9	23	14	9	23	0	0	0	4	3	7	100
2019-20	10	20	30	10	20	30	0	0	0	8	17	25	100
2020-21	10	27	37	10	27	37	0	0	0	10	27	37	100

M.A.III,IV Sem. Year Wise Result Analysis

Year	Appeared		TOTAL	RESULT						I DIVISION		TOTAL	PASSING PERCENTAGE
	M	F		PASS		TOTAL	FAIL		TOTAL	M	F		
				M	F		M	F					
2016-17	0	11	11	0	11	11	0	0	0	0	6	6	100
2017-18	2	5	7	2	5	7	0	0	0	0	2	2	100
2018-19	0	5	5	0	5	5	0	0	0	1	4	5	100
2019-20	8	10	18	8	10	18	0	0	0	6	7	13	100
2020-21	9	18	27	8	18	26	0	0	0	8	18	26	100

UNIVERSITY MERIT LIST STUDENTS

Sr.No.	Name	Class	Position	Year
1	Ku.Anjali Singh	M.A.IV th	Eighth	2012-13
2	Ku.Hirondi	M.A.IV th	Third	2014-15
3	Ku.Divya	M.A.IV th	Second	2017-18
4	Ku. Madhu Sahu	M.A.IV th	Sixth	2019-20

National Seminar

Department of Sociology Organized National Shodh Sangosthi on 17th Feb 2020. विषय :- “सामयिक संदर्भ में गांधी दर्शन की प्रासंगिकता”




Model Competition



Model Competition



Internal Exam



Seminar



One Day National Seminar



SWOC Analysis

Strengths:

- Best academic record of the teacher and meritorious student.
- History of progressive result in final year B.A. and M. A.- 4th Semester.
- Student strength is increasing our department has undertaken various activities to create awareness about socio-economic in our student.
- Maximun student from rural area and backward community.
- To make student to pursue higher education.

Weakness:

- Socio-economic background of the student is weak in the area.
- Not sufficient books in the Department Library.
- The alumni participation is limited.

Opportunities:

- Can help the growth of backward sector students in an excellent manner.
- Greater chances of enhancing consultancy and extension activities.
- Starting of new generation and industry-oriented courses.

Challenges:

- Funding availability in certain cases is not much adequate.
- Procedural formalities hinder innovation.
- To introduce career oriented courses.
- To improve the communication skills in English.

FUTURE PLANS

- **Job oriented workshops.**
- **Demand for research centre.**
- **To begin the tutorial classes.**
- **To organized National and international seminar**
- **To start M.S.W Courses**

Responsibilities

District Level

Convener

District level NAAC Committee

Online Class

Coordinator
Vyapam Exam

Member

Sweep Program

NSS

Consultant committee

Responsibilities

Convener

Write off and Dismantling Committee

Purchase Committee

Discipline Council

Anti-ragging Committee

Guest Lecturer arrangement

Departmental Physical verification

Library Physical verification

Time-Table Committee

Exam Committee (Internal)

Admission Committee

Construction Work surveillance and Advisory Committee

College development /Maintenance/Repairing

Secretary

Staff Council

Others

INCHARGE STUDENT UNION

Incharge of SSR Criterion V

Incharge Officer of College Merit list board

Assistant Coordinator (CGVYAPAM BDED 22 Exam)

Prospectus/admission process

Responsibilities

Convener

Secretary

Write off and Dismantling Committee

Internal Exam.

Staff Council

Purchase Committee

Time-Table Committee

Prospectus/admission process

Discipline Council

Exam Committee (Internal)

Anti-ragging Committee

Admission Committee

Guest Lecturer arrangement

Construction Work surveillance and Advisory Committee

Departmental Physical verification

Library Physical verification

College development /Maintenance/Repairing

Thank You